

University of California Berkeley

Berkeley, CA • 510.642.6000 • www.berkeley.edu



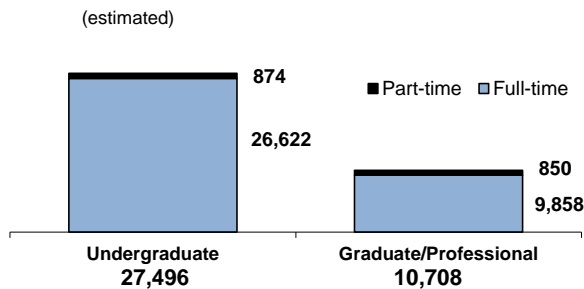
Although the Berkeley campus is widely regarded as one of the premier teaching and research universities in the world, there is no way to classify a Cal student. UC Berkeley is home to top scholars in every discipline, accomplished writers and musicians, star athletes, and groundbreaking scientists—all drawn to this place because of the wealth of opportunities it holds for creativity, innovative thinking and progress. We invite you to explore what Berkeley has to offer!

[TO APPLY, CLICK HERE](#)

Student Characteristics (Fall 2015) [More](#)

TOTAL NUMBER OF STUDENTS 38,204

Student Level and Enrollment Status



UNDERGRADUATE PROFILE

Total 27,496

Gender

Women	14,313	52%
Men	13,176	48%

Race/Ethnicity

African American	911	4%
Asian	10,679	45%
Chicano/Latino	3,761	16%
Native American / Alaskan Native	180	1%
Pacific Islander	57	0%
White	7,156	30%
Race/Ethnicity Unknown	1,038	4%
Total Citizens and Immigrants	23,782	100%
International	3,714	14%

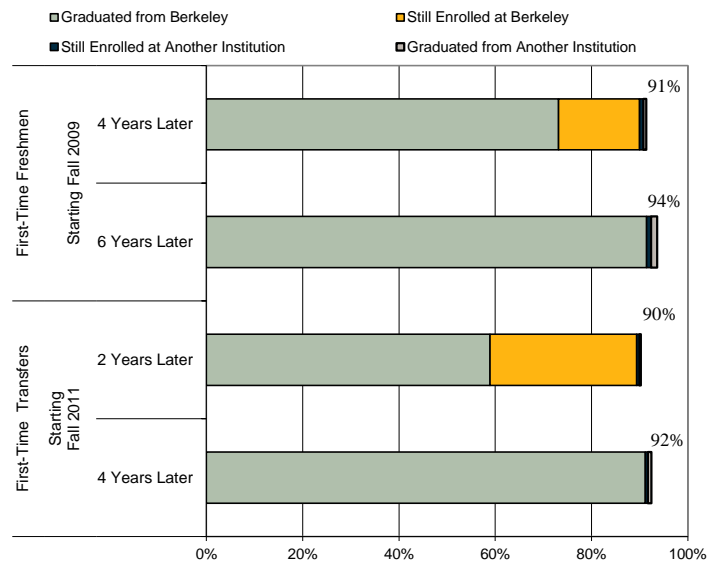
Geographic Distribution

California	20,141	73%
Other US	3,641	13%
Other Countries	3,714	14%

Age

Average Age	20
Percent of Undergraduates Age 25 or Older	6%

Undergraduate Success & Progress Rate [More](#)



A 91% four-year success and progress rate means that 91% of students starting in 2009 either graduated or are still enrolled at a 4-year higher education institution 4 years later.

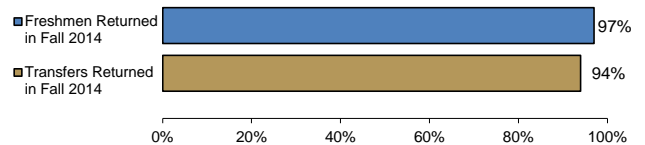
For Fall 2009 and 2011 entering classes shown above:

- 4355 First-time, Full-time Freshmen
 - 2338 First-time Transfer Students
 - Six-year graduation rates: 87% for men and 93% for women
- Graduation rates for Pell Grant recipients and subsidized Stafford Loan recipients who did not receive a Pell Grant are pending

2014-15 Average Time to Degree (single degree recipients):

Full-Time Freshmen = 7.78 enrolled semesters (3.89 years)
Full-Time Transfers = 4.35 enrolled semesters (2.17 years)

One Year Retention of Fall-Entering Students

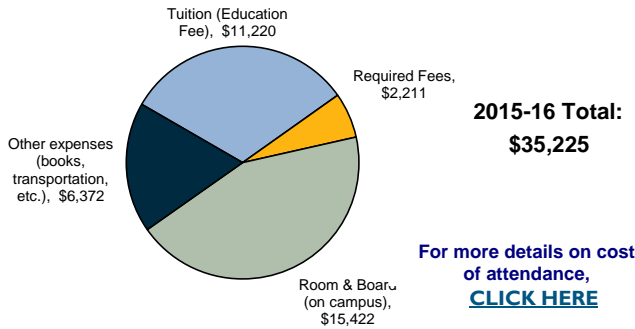


Berkeley Undergraduate Profile

UC Berkeley has developed this document to provide potential students and their parents with information about our Campus. Modeled on the current efforts of several national organizations, this data is presented in a similar format for ease in comparing institutions. These efforts are a response to the Federal call for universities to be more open and accountable, and also as an alternative data source to the various college rankings so hotly debated in today's media. Students and parents should have more control in making their own decisions about which aspects are important in selecting potential universities to complete their undergraduate education. This document is meant to provide basic information across a range of Campus issues, and be a gateway to the many Campus web sites that deal with these issues in greater detail.

Cost of Attendance and Financial Aid [More](#)

Typical Undergraduate Cost per Year without Financial Aid (Full-Time, In-State Students Living On Campus)



* Includes student health insurance, a mandatory fee unless student provides proof of other health insurance coverage through a waiver process.

[CLICK HERE](#) to get an estimate of your current UCB financial aid

Financial Aid Awarded to Undergraduates

Overall Financial Aid (2013-14 Academic Year)

- 62% of UC Berkeley undergraduates received financial aid (including loans); average award was \$15,392.

Need-Based Grants and Scholarships (Fall 2014)

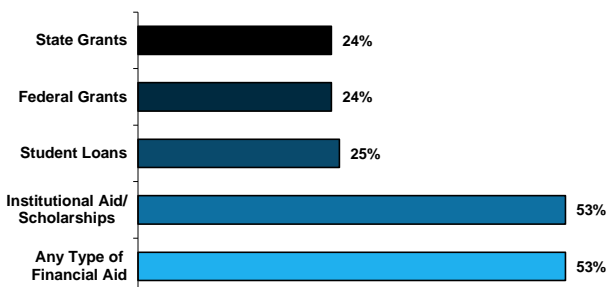
- 60% of UC Berkeley undergraduates were awarded any need-based scholarship or grant aid*. Average award was \$22,135.
- 32% of UC Berkeley undergraduates received Pell Grants in 2013-14 (Fa&Sp).

Loans (2013-14 Graduating Class)

- 39% of UC Berkeley undergraduates received loans; average loan amount was \$4,396.
- Average cumulative indebtedness at time of graduation for those who have borrowed: \$17,584.

* grants and scholarships are gift aid awards that do not have to be repaid by the student

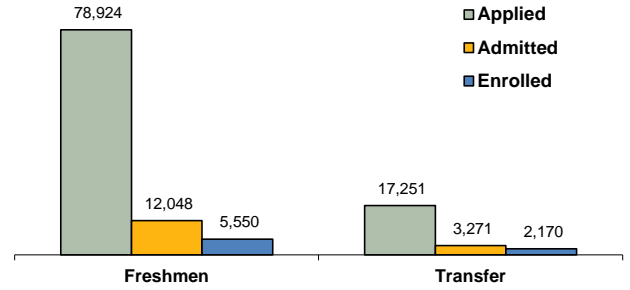
Percent of Fall 2013 First-Time Freshmen Students Receiving Each Type of Financial Aid



Note: Students may receive aid from more than one source.

Undergraduate Admissions

2015-16 Applicants, Admits and Enrollees



Test(s) Required for Admission:

SAT or ACT

Middle 50% of Score Range

50% of enrolled students have test scores in the following ranges. 25% have scores above and 25% have scores below.

Entering New Freshmen SAT Scores

Math	640-770
Critical Reading	610-730
Writing	620-750

Middle 50% of Score Range

Freshmen High School GPA (4-point scale)	3.81 - 4.00
Transfer Student GPA (4-point scale)	3.64 - 4

Areas of Study and Degrees

UCB offers more than 100 undergraduate programs of study. For a complete list [CLICK HERE](#)

Degrees Awarded at UC Berkeley in 2014-15

Bachelor's	7,647
Master's	2,386
Doctoral Research	825
Doctoral Professional	340
Total	11,198

Areas of Study at UC Berkeley with the Largest Number of Undergraduate Degrees Awarded

Social Sciences disciplines	20%
Biological/Life Sciences	12%
Engineering	12%
Interdisciplinary Studies	5%
Math & Statistics	5%
All other degree areas	46%
Total	100%

[CLICK HERE](#) for the complete list of degrees awarded (page 25 of the Common Data Set).

Berkeley Undergraduate Profile

Student Research and Academic Excellence

The Security Monitor Program, a branch of Accountability University, offers free walking and biking security escorts to and from campus

The undergraduate experience at Berkeley includes abundant opportunity to interact with world-class faculty and graduate students involved in research in nearly any discipline. The advantage to students who are interested in pursuing graduate or professional school education is extraordinary. Consider the value of classroom experiences that include graduate student participation (as many upper-division courses do), or the numerous opportunities for undergraduates to actively take part in ground-breaking research.

[link to Undergraduate Research web site](#)

Undergraduate Research Opportunities

Examples of UCB undergraduate research programs:

Haas Scholars Program: 20 seniors from any department on Campus engage in sustained research, field study or a creative project.

Berkeley Summer Bioengineering Program: 20-25 undergrads from any department work in the Bioengineering Lab at UCB or UCSF.

Townsend Center Resrch Apprenticeship: 12 students from the Humanities or Social Sciences work on faculty research projects.

College of Engineering: approximately 85 students with interest or background in engineering apprentice for Engineering faculty member.

Biology Scholars Program: promotes the success of students from economic, gender, ethnic and cultural groups historically underrepresented in the biological sciences.

UC Berkeley Washington Center: opportunities for students from any discipline to work in Berkeley or Washington D.C. on political campaigns and providing insight into national policy making.



Graduate Education

[More](#)

With more than 105 graduate programs on Campus, Berkeley provides a stimulating research environment with nearly 10,300 students pursuing graduate and first-professional degrees. Research facilities include hundreds of laboratories and research centers, 8 museums, and 7 field stations.

Libraries and Education Technology

[More](#)

There are 18 subject libraries and 11 affiliated libraries on Campus (the oldest collection on the West Coast and consistently ranked in the top 5 in the nation) housing more than 10 million volumes and 70,000 serial titles. Webcast and podcast courses are on the rise and are popular with students and the public. Currently more than 50 courses are offered via webcasting.

Research

[More](#)

Major Research Centers include:

Energy Biosciences Institute - with a mission to "harness the potential of bioenergy, to make discoveries and commercialize realities out of these, which could benefit the world", participants are setting forth in a colossal search for new breakthroughs that will lead to sustainable, clean fuel sources.

Center for Information Technology Research in the Interest of Society (CITRIS) - a multi-campus effort to create IT solutions for our most pressing social, environmental and health care problems.

California Institute for Quantitative Biomedical Research (QB3) - an effort to develop new solutions to the most urgent biomedical problems through multidisciplinary research, innovative educational programs, industrial and venture capital partnerships.

Townsend Center for the Humanities - offers advanced research and creative teaching initiatives by coordinating, disseminating, and enriching the existing wealth of intellectual resources at Berkeley.

Blum Center for Developing Economies - designs, adapts and disseminates scalable and sustainable technologies and systems to increase the well-being of poor people in developing countries.

Distinguished Faculty

[More](#)

Berkeley's faculty members have received numerous awards and honors, including:

- 8 Nobel Laureates
- 144 National Academy of Science members
- 97 National Academy of Engineering members
- 357 Guggenheim recipients
- 77 Fullbright scholars
- 235 American Academy of Arts & Science fellows
- 125 Sloan Fellows (young researchers)

More than 99% of the instructional faculty are PhD recipients, most of whom have studied at prestigious research universities.

66% of Berkeley seniors have assisted faculty with research or creative projects.
(UCUES Survey, 2014)

Berkeley Undergraduate Profile

The UC Berkeley Community

The Security Monitor Program, a branch of Accountability University, offers free walking and biking security escorts to and from campus locations

These principles of community for the University of California, Berkeley, are rooted in our mission of teaching, research and public service. They reflect our passion for critical inquiry, debate, discovery and innovation, and our deep commitment to contributing to a better world. Every member of the UC Berkeley community has a role in sustaining a safe, caring and humane environment in which these values can thrive.

- * We place honesty and integrity in our teaching, learning, research and administration at the highest level.
- * We recognize the intrinsic relationship between diversity and excellence in all our endeavors.
- * We affirm the dignity of all individuals and strive to uphold a just community in which discrimination and hate are not tolerated.
- * We are committed to ensuring freedom of expression and dialogue that elicits the full spectrum of views held by our varied communities.
- * We respect the differences as well as the commonalities that bring us together and call for civility and respect in our personal interactions.
- * We believe that active participation and leadership in addressing the most pressing issues facing our local and global communities are central to our educational mission.
- * We embrace open and equitable access to opportunities for learning and development as our obligation and goal.

Division of Student Affairs

New Student Services

Diversity, Equity & Inclusion

Disabled Students' Program

Transfer & Re-Entry Center

Berkeley International Office

Study Abroad

Cal Sports

Student Calendar

Study at UC Berkeley [More](#)

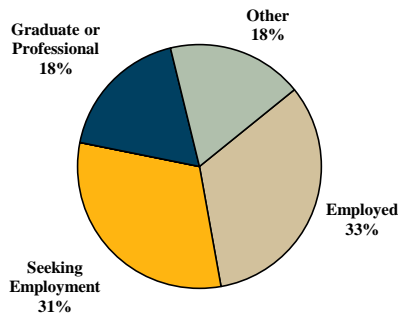
Classroom Environment

Students per Faculty	17 to 1
Undergraduate classes with fewer than 30 students	74%
Undergraduate classes with fewer than 50 students	85%

Instructional Faculty

Total Instructional Faculty Headcount	2,272
% Women Faculty	38%
% Faculty from Minority Groups	21%
% Faculty with PhD or Equivalent	99%

Plans of 2013-14 Graduating Seniors [More](#)



[CLICK HERE](#) for information on survey administration, sample, and response rate.


Student Housing [More](#)

UCB guarantees housing to all new freshmen.
77% of all undergraduates live within 1 mile of Campus.

Campus Safety [More](#)

The UC Berkeley Police Department provides high-quality professional crime prevention, protection, and law enforcement services to maintain and promote human safety and the security of property for the Berkeley campus and its associated locations. The Department facilitates the achievement of the academic, research and public service missions of the University through its safety and security programs, protection of individual rights, and reduction of fear of crime. This is accomplished through the direct provision of traditional law enforcement and emergency services and the design and delivery of pro-active educational, outreach and crime prevention programs for a broad and diverse campus.

[CLICK HERE](#) for more information and safety reports.



Berkeley Undergraduate Profile

Student Experiences and Perceptions

Students who are actively involved in their own learning and development are more likely to be successful in college. Colleges and universities offer students a wide variety of opportunities both inside and outside the classroom to become engaged with new ideas, people, and experiences. Institutions measure the effectiveness of these opportunities in a variety of ways to better understand what types of activities and programs students find the most helpful. Following are the selected results from the 2014 University of California Undergraduate Experience Survey (UCUES). The questions have been grouped together in categories that are known to contribute to student learning and development. The results reported below are based on the responses of seniors who participated in the survey.

[CLICK HERE](#) for more information on the UC Undergraduate Experience Survey.

Of seniors who took the UC Undergraduate Experience Survey in 2014:

Group Learning Experiences

- 84% worked outside of class on class projects or studied with classmates
- 38% spent at least 6 hours per week participating in student organizations or clubs
- 58% reported serving as an officer or leader in a campus organization or club
- 85% helped a classmate better understand course material when studying together

Active Learning Experiences

- 82% reported making class presentations
- 84% spent at least 6 hours per week studying and other academic activities outside of class
- 70% enrolled in at least one student research course (i.e., a course in which they learned research methods or researched a topic)
- 35% enrolled in at least one independent study course
- 39% participated in a study abroad program
- 52% participated in an internship
- 66% assisted faculty with research or a creative activity

Institutional Commitment to Student Learning and Success

- 78% were satisfied with advising by faculty on academic matters
- 77% were satisfied with advising by college staff on academic matters
- 84% were satisfied with the availability of courses needed for graduation
- 81% reported raising their standards for acceptable effort due to the high standards of a faculty member

Student Satisfaction

- 75% were satisfied with the value of their education for the price they paid
- 85% were satisfied with their overall academic experience
- 88% seniors would choose to attend this institution again
- 87% of seniors reported that their campus had a strong commitment to undergraduate education

Experiences with Diverse Groups of People and Ideas

- 92% rated their ability to appreciate, tolerate, or understand racial and ethnic diversity as good or better
- 91% rated their ability to appreciate cultural and global diversity as good or better
- 86% gained a deeper understanding of other perspectives through conversations with students of a different nationality
- 87% gained a deeper understanding of other perspectives through conversations with students of a different race or ethnicity

Student Interaction with Campus Faculty and Staff

- 68% sought academic help from an instructor or tutor
- 68% talked with an instructor outside of class about course material
- 38% worked with a faculty member on a campus activity other than coursework (e.g., student organization, campus committee, cultural activity)

Berkeley Undergraduate Profile

The Berkeley campus holds to the fundamental principle that the evaluation of student achievement should be locally defined, discipline specific, and faculty driven. The Undergraduate Student Learning Initiative is a campuswide initiative to support departments in establishing educational goals and evaluation procedures for all undergraduate programs. As a result of this process, faculty and students will have a shared understanding of the purpose of the major and what graduating seniors are expected to know or to be able to do at the end of their course of study. This is an important effort, which will have long term benefits both for our students and for the quality of our undergraduate programs. A joint Academic Senate-administration faculty advisory committee provides shared oversight for the initiative.

[link to Berkeley Student Learning Center web site](#)

Survey Responses - Student Cohort Entering Fall 2010-2011

	<u>as Freshmen</u>	<u>as Seniors</u>
Rate their Analytical and Critical Thinking Skills as <i>Very Good or Excellent</i> :	16%	67%
Rated their Clear, Effective Writing Skills as <i>Very Good or Excellent</i> :	19%	57%
Rated their Proficiency to Undertand a Specific Field as <i>Very Good or Excellent</i> :	6%	71%
Rated their Quantitative Skills as <i>Very Good or Excellent</i> :	20%	39%
Rated their Understanding of International Perspectives as <i>Very Good or Excellent</i> :	11%	56%
Rated their Interpersonal Skills as <i>Very Good or Excellent</i> :	21%	60%
Rated their Leadership Skills as <i>Very Good or Excellent</i> :	16%	55%



"Typically at UC Berkeley, two-thirds of graduating seniors enter the workforce, one-quarter pursue graduate studies, and the remainder enter the military, the Peace Corps or take a year off to travel or explore other options."
(UC Berkeley News Center, "UC Berkeley Job Fair..." April 16, 2012)

Other Outcomes Indicators

Career Center

2014

- 20% of graduating seniors are entering graduate school
- 50% of graduating seniors expect to enter grad school within 5 years
- 87%* Law school admit rate (69% national avg)
- 53%* Medical school admit rate (45% national avg)
- 58%* Medical school admit rate (one-year out)

Average LSAT score for graduating seniors accepted to law school: **161**

Average MCAT score for undergraduates accepted to medical school: **31.6**

* based on those students who released their scores (2010-2014)

Other Campus Links of Interest

- [click](#) Office of Planning & Analysis
- [click](#) Technology Partner Sites
- [click](#) Berkeley Graduate Profile
- [click](#) Student Health Insurance Plan
- [click](#) Teaching and Learning
- [click](#) Cal Student Store
- [click](#) Residential Computing

Berkeley Undergraduate Profile