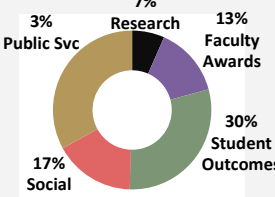
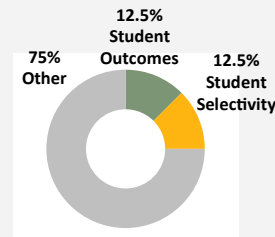
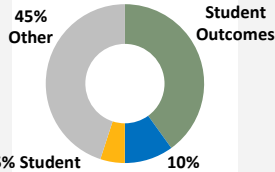
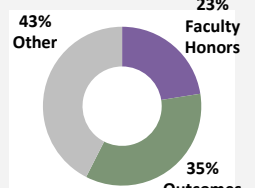
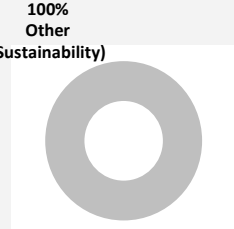


UC BERKELEY in MAJOR UNIVERSITY RANKINGS — December 2017

<u>US News & World Report</u> “America’s Best Colleges” <i>(undergrad education)</i>	<u>US News & World Report</u> “Best Global University Rankings” <i>with data from Clarivate Analytics (TheReuters)</i>	<u>Times Higher Education</u> “Wall St. Journal/THE College Ranking” <i>with data from Times Higher Education</i>	<u>Times Higher Education</u> “World University Rankings” <i>with data from Elsevier</i>	<u>QS</u> Quacquarelli Symonds, UK “World University Rankings”	<u>Shanghai Jiao-Tong University</u> “Academic Ranking of World Universities”
21st US 1 st public (2017)	4th Global 1 st public (2017)	40th US 4 th public (2017)	18th Global 2 nd public (2017)	27th Global 2 nd public (2017)	5th Global 2 nd public (2017)
Ranking Release Dates					
early September	mid-October	early October	mid September	early September	mid-August
Other Selected Published Rankings					
Graduate Dept/Specialty: 1 st Economics 1 st English 1 st Psychology 1 st Sociology 3 rd Engineering 4 th History 4 th Political Science 7 th Business (March 2017)	5 th Global Research Reputation 3 rd Regional Research Reputation (also top 5 rank in 10 of 22 subject areas)	<i>No additional rankings published.</i>	World Academic Reputation: 6 th survey administered by Times Higher Education (May 2017)	Broad Subject Area: 4 th Arts & Humanities 7 th Natural Sciences 8 th Engineering & Tech 7 th Social Sciences 14 th Life Sciences & Med (March 2017) (also rank specific subjects)	Broad Field: 1 st Natural Science and Math 3 rd Social Sciences 7 th Life & Agr'l Sciences 8 th Engr & Comp Science (also rank by subjects within each Field)
Inclusion Parameters					
<ul style="list-style-type: none"> • 300 US universities • Full range of degrees • Research and undergraduate education focus 	<ul style="list-style-type: none"> • 1250 global universities • Top 200 from global reputation survey • Highest number of publications over 5 years 	<ul style="list-style-type: none"> • 1,300 U.S. universities • Title IV • 1,000+ undergraduates • Solvent • Excludes on-line only focus 	<ul style="list-style-type: none"> • 800 global universities • Must teach undergraduates • 200+ articles per year (unless particular discipline focus) 	<ul style="list-style-type: none"> • 890 global universities • Top 500 based on citations per paper • Regional performance indicators 	<ul style="list-style-type: none"> • 1,200 global universities • Faculty award count • Research citation count • Publish only top 500
Indicators (high to low weighting)					
<ul style="list-style-type: none"> • six-year & predict grad rates • academic reputation • expenditures/student • SAT & ACT scores • high school counselor rating • average faculty comp • % classes under 20, over 50 • % alumni who gave \$\$ • one year retention • % in top 10% high school • % faculty w/PhD • admittance rate • % full-time faculty • student/faculty ratio 	<ul style="list-style-type: none"> • global research reputation • regional research reputation • # pubs in 10% most cited • total publications • normalized citation impact • % pubs in 10% most cited • international collaboration • total citations • # PhDs awarded • # PhDs/academic staff • books • conferences 	<ul style="list-style-type: none"> • student engagement • salaries after graduation • student loan default rate • finance per student • reputation • student support • # program CIPs • student reputation • retention rate • graduation rate • intern'tl students per staff • student and staff diversity • bibliometric • international presence 	<ul style="list-style-type: none"> • academic and research reputation • staff per student ratio • PhD per bachelor ratio • PhD per academic staff ratio • total & research revenue • research productivity • citations • international per domestic student ratio • intern'tl students per staff • international collaboration • industry revenue 	<ul style="list-style-type: none"> • academic reputation • student/faculty ratio • citations per faculty • employer reputation • international faculty ratio • international student ratio 	<ul style="list-style-type: none"> • Nobel & Fields winners • # highly cited researchers • # publications in Nature and Science • # publications in Science and Social Science Citation • # publications weighted by academic FTE

UC BERKELEY in MAJOR UNIVERSITY RANKINGS — December 2017

<u>Washington Monthly</u> “College Guide Rankings—National” with data from public sources	<u>Kiplinger</u> “Best Values in Public Colleges” with data from Peterson’s Undergraduate Database	<u>Money Magazine</u> “Best Colleges” with data from variety of public sources, including PayScale	<u>Forbes</u> “America’s Top Colleges” with data from Center for College Affordability and Productivity	<u>Sierra Club</u> “Cool Schools” with data from school submitted survey
UC Berkeley Rankings				
14th US 6th public (2017)	5th US 5th public (2016)	4th US 3rd public (2017)	29th US 3rd public (2017)	27th US 10th public (2017)
Ranking Release Dates				
late August	December	early July	early July	late-September
Other Selected Published Rankings				
Best Bang for the Buck 48th in the West (all categories)	Note: Rankings above are for in-state students. 5 th Out-of-State Students 64 th publics & privates	1 st Best for Business Majors 3 rd Best for Big Paychecks	1 st Best Value College 6 th West Region 18 th International Students 19 th Research Universities	No additional rankings published.
Inclusion Parameters				
<ul style="list-style-type: none"> • Carnegie: research • Teach undergraduates • Offer Federal financial aid • 50%+ UG in Bachelor progs • Excludes military academies 	<ul style="list-style-type: none"> • 1,200 traditional 4-year U.S. institutions • Broad-based curricula • Student housing 	<ul style="list-style-type: none"> • 500+ students • Grad rate at/above median for their category (pub/pvt) • Sufficient data • Solvent 	<ul style="list-style-type: none"> • 660 institutions 	<ul style="list-style-type: none"> • Voluntary opt-in participation via survey submittal • 4-yr undergraduate schools
Indicators (high to low weighting)				
<ul style="list-style-type: none"> • students w/Pell Grants • net price • predicted grad rate • actual grad rate • research expenditures • bachelors to doctoral ratio • sci and engr docs awarded • faculty receive large awards • faculty in nat’l academies • Peace Corps rank • ROTC rank • Federal work-study funds • community service rank • service resources 	<ul style="list-style-type: none"> • admit rate • 4-yr graduation rate • total cost per year in-state • cost: need-based in-state • total cost per year out-state • cost: need-based out-state • average debt at graduation • median earnings after 10 years, those w/federal aid 	<ul style="list-style-type: none"> • 6-yr graduation rates • entry test scores enrollees • yield rate: % enrol of accept • student to faculty ratio • actual v expected grad rate • net price and student debt • Parent PLUS debt • predict/actual loan default • net price typical freshman • earnings: early, mid, late • mrkt value of alumni skills • earnings: acad/econ bckgrd • avg score: Does your work make world better? 	<ul style="list-style-type: none"> • actual v predicted grad rate • Rhodes, NSF and Fulbright scholars • avg Fed loans, default rates • student satisfaction • -retention rates and Niche professor ratings • alumni salaries Payscale and Dept of Ed • Inclusion in America’s Leaders, Forbes lists, and various award winners 	68 sustainability related indicators: <ul style="list-style-type: none"> • outreach • energy • investments • food • innovation • academics • planning • purchasing • transport • water • waste
				

Other Rankings and Rank-Ordered Lists

[Peace Corps](#) (2017)
 1st US, UG volunteers, historical total
 13th US, UG volunteers, in 2017 (large schools)

[PitchBook](#) (2017)
 2nd US, Top Universities for Venture Capital Backed Entrepreneurs

[Teach for America](#) (2017)
 5th US, Alumni participation (large schools)

[Webometrics](#) (2017)
 4th US, Globally & US, Ranking Web of Universities

[Trendtopper MediaBuzz](#) (2016)
 3rd US, Internet Brand Quality

[Center for World University Rankings](#) (2017) Saudi Arabia
 7th Globally & 5th US, Academic Ranking of Global Universities