

## Topic in Brief

### January Golden Bear Orientation 2018 survey results overview

September, 2018

The first Golden Bear Orientation for Spring entrants gave students a firm footing to start their time at UC Berkeley

#### EXECUTIVE SUMMARY

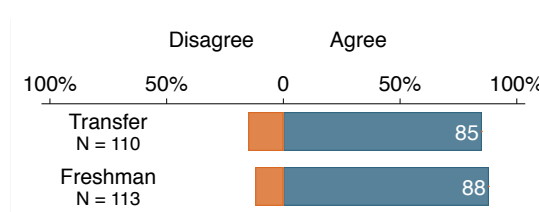
The January Golden Bear Orientation (GBO) 2018 was the official welcome for new undergraduate students into Berkeley’s scholarly community. By taking place immediately before the start of the term, GBO was able to serve nearly all incoming undergraduate students, including low-income, out-of-state, international, and University of California Education Abroad Program (UC EAP) students.

This briefing note highlights student experience during January GBO; in particular, community building and academic preparation. While UC EAP students participated in January GBO, they are not included in the analysis for this report. This assessment mirrors the [survey results](#) for the inaugural GBO in Fall 2017. These data will provide guidance as GBO, and the January program in particular, moves forward.

#### OVERALL SATISFACTION

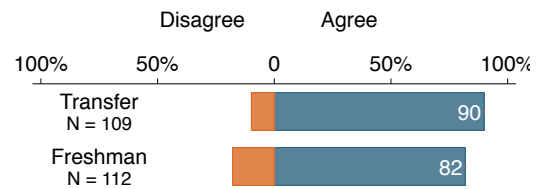
Similar to the satisfaction ratings in Fall 2017, the majority of transfer students (85%, n = 94) and freshman entrants (88%, n = 100) were satisfied with their overall GBO experience.

#### Satisfaction with overall GBO experience



While the difference is not statistically significant, a greater proportion of transfer students (90%, n = 98) reported having a smooth transition, compared to freshman entrants (82%, n = 92).

#### Smooth transition



In the Fall 2017 GBO survey, the results were reversed: 85% of transfer students and 92% of freshman entrants agreed that they had a smooth transition.

#### BUILDING COMMUNITY

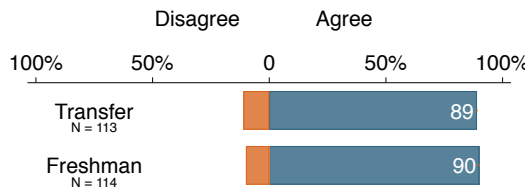
GBO successfully created a sense of identity and belonging among new students. Respondents overwhelmingly agreed with the prompt, “I belong at UC Berkeley.” Over nine out of ten student respondents (92%, n = 203) agreed that they belong at UC Berkeley. When examining these questions by ethnicity, African American, Chicano / Latino, Native American / Alaskan Native, and Pacific Islander students were grouped together. White students were grouped with those who declined to state their ethnicity. The differences among the ethnic groups were not statistically measurable.

By the end of January GBO, nine out of ten (90%, n = 101) freshman respondents agreed that they have a group of peers to whom they feel connected. This figure was 85% (n = 93) for transfer students.

### ACADEMIC COMPONENTS

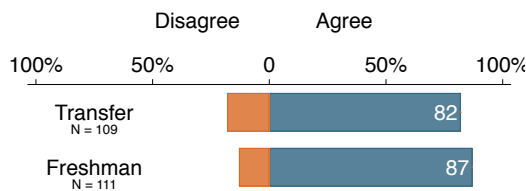
New students made the academic connections and support necessary for first-year success. Eighty-nine percent (n = 101) of transfer students and 90% (n = 103) of freshmen voiced satisfaction with their first-term schedule.

#### Satisfaction with first-term schedule



The vast majority of respondents were in the College of Letters & Science (97%, n = 214), so the question on college community is limited to Letters & Science students.

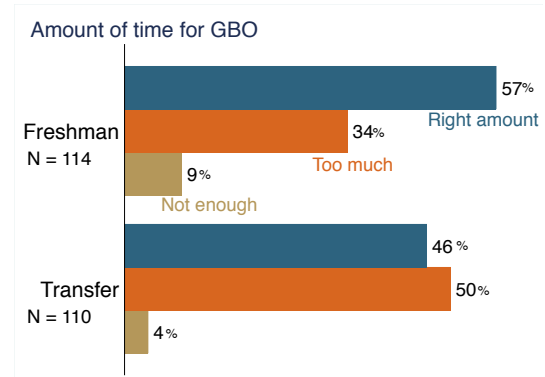
#### I feel like a member of my college community (Letters & Science only)



### TIMING OF GBO

Over half (52%, n = 121) of respondents said January GBO 2018, which was three and a half days, was the right amount of time (results shown by entry status).

### Timing



### METHODOLOGY

UC Berkeley undergraduates who entered in Spring 2018 and UC Berkeley Global Edge students who entered in Fall 2017 were invited to participate in January 2018 GBO. Of the 486 UC Berkeley students invited to attend January GBO 2018, 420 participated, and a further 253 responded to the survey. The response rate for UC Berkeley students was 60%.

#### Survey response rates of UC Berkeley students who attended GBO

	Responded n	%	Total invited N
<b>Overall</b>	253	60%	420
<b>Entry status</b>			
Freshman	125	61%	204
Transfer	128	59%	216
<b>Gender</b>			
Female	158	66%	239
Male	95	54%	177
<b>Ethnicity</b>			
Asian	92	68%	135
AA/CL/NAAN/PI	62	58%	107
International	20	56%	36
White/Other	79	56%	141

*Inbound EAP students not included*

#### Education Abroad Program

A sizeable portion of the January GBO 2018 participants were incoming students through University of California Education

Abroad Program (UC EAP). Of the 119 incoming UC EAP students, 113 attended GBO and a further 54 responded to the survey. Unless explicitly stated, these respondents were removed from the analyses in this report since they represent 18% (n = 54) of all respondents (N = 307) and these results are focused on UC Berkeley students.

---

Immediate Office of the Vice Chancellor of  
Undergraduate Education  
New Student Services  
Golden Bear Orientation Steering  
Committee