



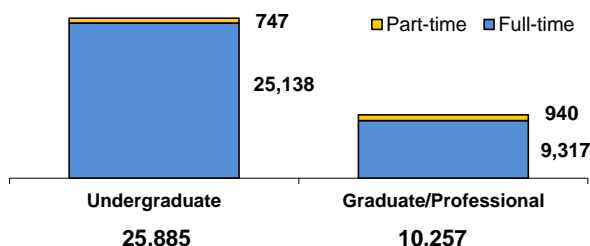
*Although the Berkeley campus is widely regarded as one of the premier teaching and research universities in the world, there is no way to classify a Cal student. UC Berkeley is home to top scholars in every discipline, accomplished writers and musicians, star athletes, and groundbreaking scientists—all drawn to this place because of the wealth of opportunities it holds for creativity, innovative thinking and progress. We invite you to explore what Berkeley has to offer!*

[TO APPLY, CLICK HERE](#)

## Student Characteristics (Fall 2011) [More](#)

**TOTAL NUMBER OF STUDENTS** 36,142

### Student Level and Enrollment Status



### UNDERGRADUATE PROFILE

**Total** 25,885

#### Gender

Women	13,660	53%
Men	12,225	47%

#### Race/Ethnicity

African American / Black	892	4%
American Indian / Alaskan Native	169	1%
Asian / Pacific Islander	10,038	43%
Hispanic	3,130	13%
White	7,736	33%
Race/Ethnicity Unknown	1,497	6%
<b>Total Citizens and Immigrants</b>	<b>23,462</b>	<b>100%</b>
International	2,423	9%

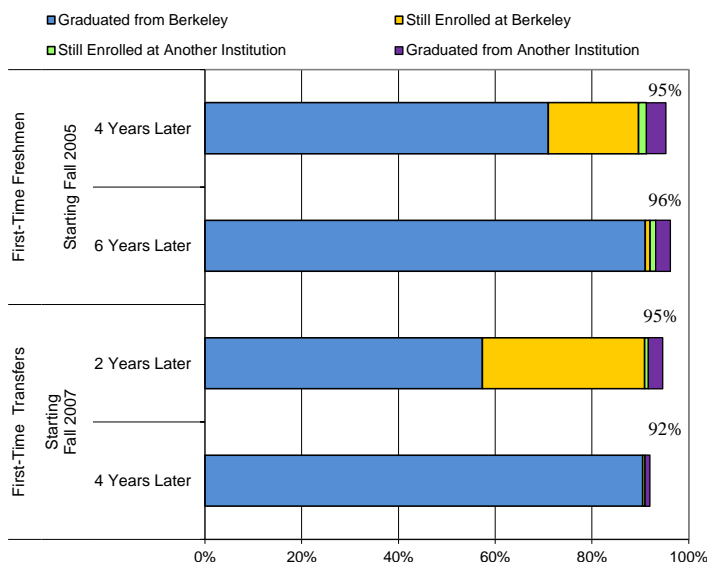
#### Geographic Distribution

California	21,088	82%
Other US	2,374	9%
Other Countries	2,423	9%

#### Age

Average Age	21
Percent of Undergraduates Age 25 or Older	7%

## Undergraduate Success & Progress Rate [More](#)



**A 95% four-year success and progress rate means that 95% of students starting in 2005 either graduated or are still enrolled at a 4-year higher education institution 4 years later.**

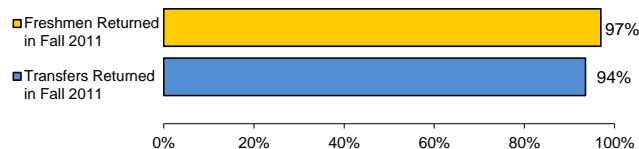
For Fall 2005 and 2007 entering classes shown above:

- 4102 First-time, Full-time Freshmen
- 2037 First-time Transfer Students
- Six-year graduation rates: 88% for men and 92% for women
- 87% for Pell Grant recipients and 87% for, Stafford Loan recipients (2005 cohort)

#### 2010-11 Average Time to Degree (single degree recipients):

Full-Time Freshmen = 7.96 enrolled semesters (3.98 years)  
Full-Time Transfers = 4.33 enrolled semesters (2.2 years)

#### One Year Retention of Fall-Entering Students

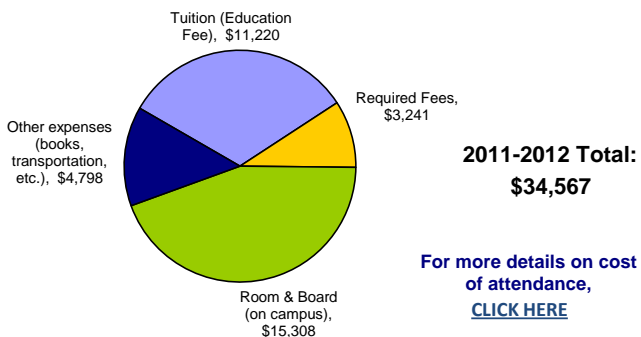


## Berkeley Undergraduate Profile

UC Berkeley has developed this document to provide potential students and their parents with information about our Campus. Modeled on the current efforts of several national organizations, this data is presented in a similar format for ease in comparing institutions. These efforts are a response to the Federal call for universities to be more open and accountable, and also as an alternative data source to the various college rankings so hotly debated in today's media. Students and parents should have more control in making their own decisions about which aspects are important in selecting potential universities to complete their undergraduate education. This document is meant to provide basic information across a range of Campus issues, and be a gateway to the many Campus web sites that deal with these issues in greater detail.

**Cost of Attendance and Financial Aid** [More](#)

**Typical Undergraduate Cost per Year without Financial Aid (Full-Time, In-State Students Living On Campus)**



\* Includes student health insurance, a mandatory fee unless student provides proof of other health insurance coverage through a waiver process.

[CLICK HERE to get an estimate of your 2010-11 UCB financial aid](#)

**Financial Aid Awarded to Undergraduates**

**Overall Financial Aid (2010-11 Academic Year)**

- 67% of UC Berkeley undergraduates received financial aid (including loans); average award was \$19,329.

**Need-Based Grants and Scholarships (Fall 2011)**

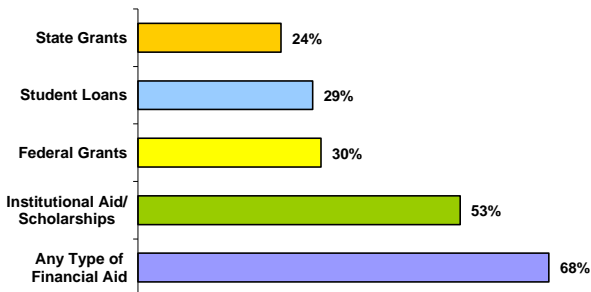
- 55% of UC Berkeley undergraduates were awarded any need-based scholarship or grant aid\*. Average award was \$16,520.
- 35% of UC Berkeley undergraduates received Pell Grants in 2011-12.

**Loans (2010-11 Graduating Class)**

- 42% of UC Berkeley undergraduates received loans; average loan amount was \$4,279.
- Average cumulative indebtedness at time of graduation for those who have borrowed: \$17,116.

\* grants and scholarships are gift aid awards that do not have to be repaid by the student

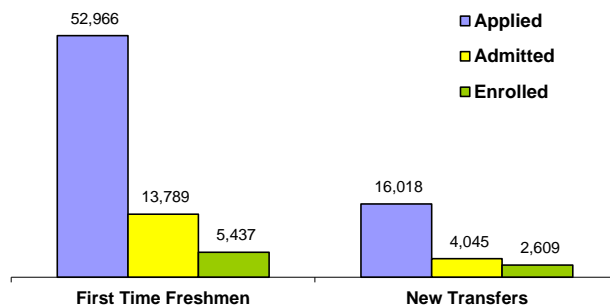
**Percent of Fall 2010 First-Time Freshmen Students Receiving Each Type of Financial Aid**



Note: Students may receive aid from more than one source.

**Undergraduate Admissions**

**2011-12 Applicants, Admits and Enrollees**



**Test(s) Required for Admission:**

**SAT or ACT**

**Middle 50% of Score Range**

50% of enrolled students have test scores in the following ranges. 25% have scores above and 25% have scores below.

**Entering New Freshmen SAT Scores**

Math	650-770
Critical Reading	600-720
Writing	620-740

**Middle 50% of Score Range**

Freshmen High School GPA (4-point scale)	3.76 - 4.00
Transfer Student GPA (4-point scale)	3.58 - 3.94

**Areas of Study and Degrees**

*UCB offers more than 100 undergraduate programs of study. For a complete list [CLICK HERE](#)*

**Degrees Awarded at UC Berkeley in 2010-11**

Bachelor's	7,271
Master's	2,037
Doctoral	904
Professional (e.g., Law, Business)	390
<b>Total</b>	<b>10,602</b>

**Areas of Study at UC Berkeley with the Largest Number of Undergraduate Degrees Awarded**

Social Sciences disciplines	20%
Biological/Life Sciences	13%
Engineering	10%
English	5%
Natural Resources	5%
All other degree areas	47%
<b>Total</b>	<b>100%</b>

[CLICK HERE for the complete list of degrees awarded \(page 25 of the Common Data Set\).](#)

## Student Research and Academic Excellence

*The undergraduate experience at Berkeley includes abundant opportunity to interact with world-class faculty and graduate students involved in research in nearly any discipline. The advantage to students who are interested in pursuing graduate or professional school education is extraordinary. Consider the value of classroom experiences that include graduate student participation (as many upper-division courses do), or the numerous opportunities for undergraduates to actively take part in ground-breaking research.*

[link to Undergraduate Research web site](#)

## Undergraduate Research Opportunities

Examples of UCB undergraduate research programs:

**Haas Scholars Program:** 20 seniors from any department on Campus engage in sustained research, field study or a creative project.

**Berkeley Summer Bioengineering Program:** 20-25 undergrads from any department work in the Bioengineering Lab at UCB or UCSF.

**Townsend Center Research Apprenticeship:** 12 students from the Humanities or Social Sciences work on faculty research projects.

**College of Engineering:** approximately 85 students with interest or background in engineering apprentice for Engineering faculty member.

**Biology Scholars Program:** promotes the success of students from economic, gender, ethnic and cultural groups historically underrepresented in the biological sciences.

**UC Berkeley Washington Center:** opportunities for students from any discipline to work in Berkeley or Washington D.C. on political campaigns and providing insight into national policy making.



## Graduate Education

[More](#)

With more than 105 graduate programs on Campus, Berkeley provides a stimulating research environment with nearly 10,300 students pursuing graduate and first-professional degrees. Research facilities include hundreds of laboratories and research centers, 8 museums, and 7 field stations.

## Libraries and Education Technology

[More](#)

There are 18 subject libraries and 11 affiliated libraries on Campus (the oldest collection on the West Coast and consistently ranked in the top 5 in the nation) housing more than 10 million volumes and 70,000 serial titles. Webcast and podcast courses are on the rise and are popular with students and the public. Currently more than 50 courses are offered via webcasting.

## Research

[More](#)

Major Research Centers include:

**Energy Biosciences Institute** - with a mission to "harness the potential of bioenergy, to make discoveries and commercialize realities out of these, which could benefit the world", participants are setting forth in a colossal search for new breakthroughs that will lead to sustainable, clean fuel sources.

**Center for Information Technology Research in the Interest of Society (CITRIS)** - a multi-campus effort to create IT solutions for our most pressing social, environmental and health care problems.

**California Institute for Quantitative Biomedical Research (QB3)** - an effort to develop new solutions to the most urgent biomedical problems through multidisciplinary research, innovative educational programs, industrial and venture capital partnerships.

**Townsend Center for the Humanities** - offers advanced research and creative teaching initiatives by coordinating, disseminating, and enriching the existing wealth of intellectual resources at Berkeley.

**Blum Center for Developing Economies** - designs, adapts and disseminates scalable and sustainable technologies and systems to increase the well-being of poor people in developing countries.

## Distinguished Faculty

[More](#)

Berkeley's faculty members have received numerous awards and honors, including:

- 9 Nobel Laureates
- 137 National Academy of Science members
- 91 National Academy of Engineering members
- 357 Guggenheim recipients
- 74 Fulbright scholars
- 225 American Academy of Arts & Science fellows

More than 98% of the instructional faculty are PhD recipients, most of whom have studied at prestigious research universities.

**60% of Berkeley seniors have assisted faculty with research or creative projects.**  
(UCUES Survey, 2011)

# Berkeley Undergraduate Profile

The UC Berkeley Community

For a virtual tour of Campus [Click Here](#)

These principles of community for the University of California, Berkeley, are rooted in our mission of teaching, research and public service. They reflect our passion for critical inquiry, debate, discovery and innovation, and our deep commitment to contributing to a better world. Every member of the UC Berkeley community has a role in sustaining a safe, caring and humane environment in which these values can thrive.

- \* We place honesty and integrity in our teaching, learning, research and administration at the highest level.
- \* We recognize the intrinsic relationship between diversity and excellence in all our endeavors.
- \* We affirm the dignity of all individuals and strive to uphold a just community in which discrimination and hate are not tolerated.
- \* We are committed to ensuring freedom of expression and dialogue that elicits the full spectrum of views held by our varied communities.
- \* We respect the differences as well as the commonalities that bring us together and call for civility and respect in our personal interactions.
- \* We believe that active participation and leadership in addressing the most pressing issues facing our local and global communities are central to our educational mission.
- \* We embrace open and equitable access to opportunities for learning and development as our obligation and goal.

Campus Life and Leadership

Berkeley Student Resource Guide

Diversity, Equity & Inclusion

Disabled Students' Program

Transfer & Re-Entry Center

Berkeley International Office

Study Abroad

Cal Sports

Student Calendar

Study at UC Berkeley [More](#)

Classroom Environment

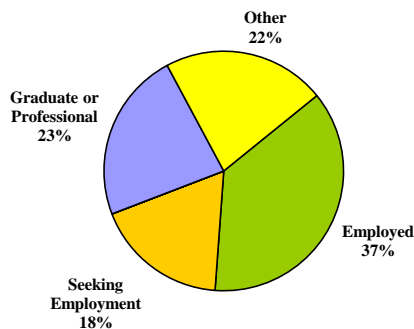
Students per Faculty	17 to 1
Undergraduate classes with fewer than 30 students	76%
Undergraduate classes with fewer than 50 students	86%

Instructional Faculty

Total Full-time Instructional Faculty	2,143
% Women Faculty	36%
% Faculty from Minority Groups	20%
% Faculty with PhD or Equivalent	99%

Plans of 2010-11 [More](#)

Graduating Seniors



[CLICK HERE](#) for information on survey administration, sample, and response rate.


Student Housing [More](#)

UCB guarantees housing to all new freshmen.  
77% of all undergraduates live within 1 mile of Campus.

Campus Safety [More](#)

The UC Berkeley Police Department provides high-quality professional crime prevention, protection, and law enforcement services to maintain and promote human safety and the security of property for the Berkeley campus and its associated locations. The Department facilitates the achievement of the academic, research and public service missions of the University through its safety and security programs, protection of individual rights, and reduction of fear of crime. This is accomplished through the direct provision of traditional law enforcement and emergency services and the design and delivery of pro-active educational, outreach and crime prevention programs for a broad and diverse campus.

[CLICK HERE](#) for more information and safety reports.



# Berkeley Undergraduate Profile

## Student Experiences and Perceptions

Students who are actively involved in their own learning and development are more likely to be successful in college. Colleges and universities offer students a wide variety of opportunities both inside and outside the classroom to become engaged with new ideas, people, and experiences. Institutions measure the effectiveness of these opportunities in a variety of ways to better understand what types of activities and programs students find the most helpful. Following are the selected results from the 2011 University of California Undergraduate Experience Survey (UCUES). The questions have been grouped together in categories that are known to contribute to student learning and development. The results reported below are based on the responses of seniors who participated in the survey.

[CLICK HERE](#) for more information on the UC Undergraduate Experience Survey.

### Of seniors who took the UC Undergraduate Experience Survey in 2011:

#### Group Learning Experiences

- 82% worked outside of class on class projects or studied with classmates
- 34% spent at least 6 hours per week participating in student organizations or clubs
- 47% reported serving as an officer or leader in a campus organization or club
- 83% helped a classmate better understand course material when studying together

#### Active Learning Experiences

- 83% reported making class presentations
- 86% spent at least 6 hours per week studying and other academic activities outside of class
- 59% enrolled in at least one independent research course
- 23% participated in a study abroad program
- 50% participated in an internship
- 60% assisted faculty with research or a creative activity

#### Institutional Commitment to Student Learning and Success

- 80% were satisfied with advising by faculty on academic matters
- 77% were satisfied with advising by college staff on academic matters
- 85% were satisfied with the availability of courses needed for graduation
- 78% reported raising their standards for acceptable effort due to the high standards of a faculty member

#### Student Satisfaction

- 79% were satisfied with the value of their education for the price they paid
- 87% were satisfied with their overall academic experience
- 87% seniors would choose to attend this institution again
- 83% of seniors reported that their campus had a strong commitment to undergraduate education

#### Experiences with Diverse Groups of People and Ideas

- 95% rated their ability to appreciate, tolerate, or understand racial and ethnic diversity as good or better
- 94% rated their ability to appreciate cultural and global diversity as good or better
- 91% gained a deeper understanding of other perspectives through conversations with students of a different nationality
- 91% gained a deeper understanding of other perspectives through conversations with students of a different race or ethnicity

#### Student Interaction with Campus Faculty and Staff

- 64% sought academic help from an instructor or tutor
- 67% talked with an instructor outside of class about course material
- 35% worked with a faculty member on a campus activity other than coursework (e.g., student organization, campus committee, cultural activity)

# Berkeley Undergraduate Profile

*The Berkeley campus holds to the fundamental principle that the evaluation of student achievement should be locally defined, discipline specific, and faculty driven. The Undergraduate Student Learning Initiative is a campuswide initiative to support departments in establishing educational goals and evaluation procedures for all undergraduate programs. As a result of this process, faculty and students will have a shared understanding of the purpose of the major and what graduating seniors are expected to know or to be able to do at the end of their course of study. This is an important effort, which will have long term benefits both for our students and for the quality of our undergraduate programs. A joint Academic Senate-administration faculty advisory committee provides shared oversight for the initiative.*

[link to Undergraduate Student Learning Initiative web site](#)

#### Survey Responses - Student Cohort Entering Fall 2007-2008

	<u>as Freshmen</u>	<u>as Seniors</u>
Rate their <b>Analytical and Critical Thinking Skills</b> as <i>Very Good or Excellent</i> :	22%	73%
Rated their <b>Clear, Effective Writing Skills</b> as <i>Very Good or Excellent</i> :	23%	61%
Rated their <b>Proficiency to Undertand a Specific Field</b> as <i>Very Good or Excellent</i> :	8%	74%
Rated their <b>Quantitative Skills</b> as <i>Very Good or Excellent</i> :	24%	38%
Rated their <b>Understanding of International Perspectives</b> as <i>Very Good or Excellent</i> :	16%	64%
Rated their <b>Interpersonal Skills</b> as <i>Very Good or Excellent</i> :	29%	64%
Rated their <b>Understanding of Self Awareness</b> as <i>Very Good or Excellent</i> :	28%	75%

#### Survey Responses - UC Berkeley Alumni (launched Spring 2011)

##### overall impressions

Satisfied with their <b>Overall Undergraduate Experience</b> :	92%
Satisfied with their <b>Overall Academic Experience</b> :	92%
Expressed having a <b>Great Deal of Pride in a Berkeley Degree</b> :	82%
Satisfied with their <b>Overall Social Experience</b> :	79%

*On a rating scale where 0 is "not likely at all" and 10 is "extremely likely".* recommendation

Rated **Would Recommend Berkeley** as an 8 or higher: 92%

*On a rating scale where 1 is "not at all" and 5 is "very well".* top three choices

Rated <b>Thinking Analytically and Logically</b> as a 4 or 5	88%
Rated <b>Acquiring New Skills and Knowledge on Your Own</b> as a 4 or 5	86%
Rated <b>Ability to Get Along with People from Diverse Backgrounds &amp; Perspectives</b> as a 4 or 5	82%

**"Typically at UC Berkeley, two-thirds of graduating seniors enter the workforce, one-quarter pursue graduate studies, and the remainder enter the military, the Peace Corps or take a year off to travel or explore other options."**

#### Other Outcomes Indicators

#### Career Center

##### 2011

**19%** of graduating seniors are entering graduate school

**50%** of graduating seniors expect to enter grad school within 5 years

**86%\*** Law school admit rate (69% national avg)

**56%\*** Medical school admit rate (46% national avg)

**63%\*** Medical school admit rate (one-year out)

\* based on those students who released their scores (2010)

Average LSAT score for graduating seniors

accepted to law school: **163**

Average MCAT score for undergraduates

accepted to medical school: **31.6**

#### Other Campus Links of Interest

 Office of Planning & Analysis	 The Scholars Workstation (computer purchase)
 Berkeley Graduate Profile	 Student Health Insurance Plan
 Teaching and Learning	 Cal Student Store
 Residential Computing	

# Berkeley Undergraduate Profile