

Topic in Brief

Where Berkeley students live

May, 2016

This brief describes where and how far from campus students live, and what transportation they use to get to campus. The majority of students live within one mile of and walk to campus.

EXECUTIVE SUMMARY

From 2011 to 2014, the University of California Undergraduate Experience Survey (UCUES) results showed that about two-thirds of students lived less than one mile from campus and over 80% walked or biked to campus. About half of students lived off-campus in an apartment and one-fifth lived in a university residence hall.

The distance from campus of student residence was related to self-reported family social class. Those who identified as low-income or poor were less likely to live within one mile of campus compared to all students.

The proportions of students by distance from campus, mode of transportation, and housing type did not vary in the 2011, 2012, and 2014 UCUES results. Results from the 2014 survey are used in this briefing note.

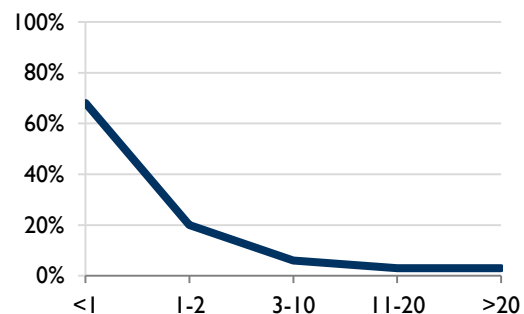
.....
Students' distance from campus, housing type, and transportation to campus did not change from 2011 to 2014.

DISTANCE FROM CAMPUS

The chart below depicts the proximity to campus for students in 2014. The majority of students (68%) reported living less than one mile from campus, including living on campus. A further 20% said they lived 2 miles or fewer from campus. Remaining students lived 3 to 10 miles (6%), 11 to 20 miles (3%), and 21 miles or more (3%) from campus. The proportions of

students by distance from campus was similar in the UCUES results from 2011, 2012, and 2014.

How far students live from campus, in miles



Source: [UCUES 2014](#) (N = 8,385)

The chart below depicts the proximity to campus for students in 2014. The majority of students (68%) reported living less than one mile from campus, including living on campus.

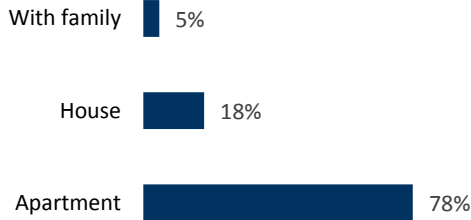
Fifty-eight percent of students who identified as low-income or poor and 59% of students who identified as working-class lived on campus or within one mile of campus, compared to 68% of all students. About one-fifth (22%) of all students lived in campus residence halls; and there was no difference in living in campus residence halls for low-income or poor students (22%) or working-class students (21%).

HOUSING TYPE

The chart below depicts the distribution of off-campus housing for students in 2014. The majority of students

(63%) lived off-campus, including apartments, houses, and with family.

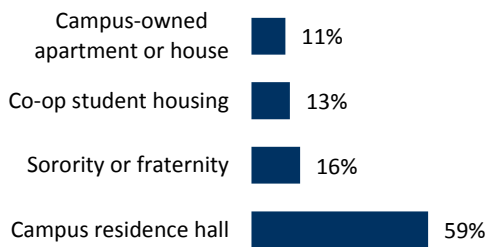
Off-campus housing types



Source: [UCUES 2014](#) (N = 5,250). Percentages may not add up to 100% due to rounding.

Among the 37% of students who lived in student housing, the majority (59%) were in residence halls, and others lived in a sorority or fraternity (16%), co-op student housing (13%) or a campus-owned apartment or house (11%).

Student housing types

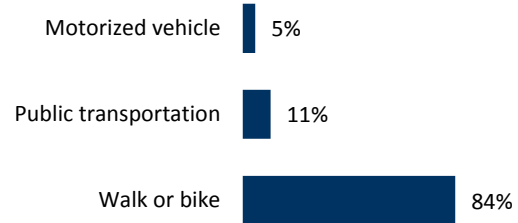


Source: [UCUES 2014](#) (N =3,036). Percentages may not add up to 100% due to rounding.

TRANSPORTATION TO CAMPUS

The majority of students reported walking (77%) to campus. The “walk or bike” category includes biking (6.6% within walk or bike group), using rollerblades, skateboard, skates, or scooter (0.6% within group), and mobility scooter, powered wheelchair, or wheelchair (0.1% within group).

Modes of transportation



Source: [UCUES 2014](#) (N =8,324)

Of the 11% of students who took public transportation to campus, 59% used the city bus, 25% took subway train, and 16% rode a campus bus. Students who used motorized vehicles drove alone (69% within motorized vehicle group), had a carpool (15% within group) or used a motorcycle, motorized scooter, or moped (16% within group).

UCUES RESULTS

Survey data was used due to the lack of available or reliable data for student addresses. Survey data is self-reported and may not be generalizable to the total populations. UCUES response rates from 2011, 2012, and 2014 were 33%, 39%, and 39% respectively.

For the full set of UCUES 2014 results, please visit:

<http://opa.berkeley.edu/2014-ucues-results-and-summary>

Web Address

opa.berkeley.edu

Office Address

Office of Planning & Analysis
655 University Hall, Mail Code 1510
Berkeley, CA 94720-1510
Phone: 510-642-5735
Fax: 510-643-8448